

# Scraps of Wisdom

FEBRUARY 2013

WATERLOO COUNTY QUILTERS GUILD NEWSLETTER

VOLUME 29 ISSUE 5



## IN THE NEWS...

### Mini Quilt Retreat/ Workshop

**Where:** Emmanuel United Church, 22 Bridgeport Road West, Waterloo - parking is minimal in lot, more on surrounding streets

**When:** Saturday, April 20, 2013

9 AM to 8 PM

**Pampering:** delicious homemade lunch and dinner with tea and coffee available always

**Cost:** \$30.00

**Sign-up** at February and March quilt days.

We have fun working on our own projects without the interruption of phone calls, meals or laundry. It's great to share our creativity with friends and hear their feedback! And what is better than being served homemade meals that we didn't make ourselves!

See you there.

**Marilyn Hollinger**

### Upcoming SPRING Workshop

Dwayne Wanner from Burlington will lead a 2-day workshop in creating "Abstract Expressionistic Quilts". If you are interested in attending reserve these Saturdays on your calendar: March 23 and April 13. For more information see Trudy Dey, and check out his website, [dfwannerquilts.com](http://dfwannerquilts.com)

**Trudy**

### Zehrs Tapes

Don't forget to donate your Zehrs tapes. The Guild gets \$1 for every \$400 of groceries!



Q-snap quilting frame 48" square. Box has never been opened.

Asking \$60 (\$120. original price). Call Pat Rydel (former member) at 519 884 622

## From the Co-Presidents...

Knowing the deadline for the February president's message is fast approaching, I am trying very hard to come up with a profound little tidbit that would be an inspiration to the membership. I can't think of anything.

In light of this dilemma, I am choosing instead to express my gratitude to the membership for the endless ways YOU have been an inspiration to ME.

I joined the WCQG during the 2008-2009 year. My life, my direction and my art form have changed profoundly because of my connection with all of you..

Please allow me to describe a few of the many ways you have inspired me.

The commitment to using your skill, time and resources to benefit those in need has deeply touched me. It warms my heart to think of those whose lives are richer because of the raffle quilts, smile quilts, memory quilts, Relief Sale quilts (the list goes on.....) you have made and continue to make. Thank you for the ways your kindness and caring have inspired me.

I have learned so much about quilting since I started hanging around all of you!!! Show and Tell continues to be a highlight. Your creativity and your desire to stretch and try new things inspire me. Quilters are so willing to share tips and techniques. I appreciate all the knowledge I have picked up and the ways I have been challenged and encouraged to grow and learn more.

I have turned to the resources in our extensive library when I been in need of inspiration and have been greatly rewarded.

There have been two quilt shows during the time of my membership. It is inspiring watching so many people work together to create truly amazing quilt shows. The pieces on display, the organization, the unique touches, the warm hospitality of our tea room have inspired not only me but all of the guests who take in our shows.

The guild speakers, workshops, quilt bees, demos, small groups, block exchanges, conversations .... ALL OF IT has made my life richer.

Thank you WCQG for your inspiration.

### Judy & Sally

(written by Judy)

**WANTED**

Senior Guild Member requires ride to afternoon Guild meeting every month. She lives in the Ottawa/Courtland area. Please contact Erma Roth (number in directory).

## Memory Quilt Update

In November 39 Memory quilts were delivered to Grand River Hospital. Our goal is to deliver a total of 80 by June. We are well on our way to reaching our goal. We have 10 quilts at home. Thank you so much for taking time out of your busy schedules to sew these precious quilts.

Brenda-Lee, Doreen and Susan

## 2013 Quilt Show Boutique

Time is just flying by and before we know it the Quilt Show will be here. We are asking members to make items to sell at our boutique table. Please bring your items in and place them on the table by the doors leading to the wash rooms. Thank you for taking the time to make and donate to our boutique.

Doreen Bone



Free Cutting Table-36 X 54 inches. Laminated top on heavy base with a shelf. Top is removable. Contact Fabia Joyce (Name and Number in directory).

# Program Information

## February meeting: Trash 'n' Treasures Sale and Demos

It's finally here! "One person's trash is another's treasure". Known as the "chair" sale in previous years, it's your opportunity to clean out your sewing room or get some great bargains, or both! Bring quilting or sewing items that you no longer want to the guild meeting, labelled with a price, and a money container. Items will be set out on tables. Shopping happens before and after the meeting.

It's also demo day, a chance to see and learn something new! We'll have several guild members set up around the room to demonstrate various techniques or ideas. You'll be divided into groups and travel to each of the demo stations in turn. Always interesting and educational!

Themed Show-and-Tell: Please bring red quilts or quilts with hearts for a special Valentine's show-and-tell this month (in addition to the regular show-and-tell).

Special Show-and-Tell presentation by the Grand Quilt Guild of Fergus: Recently they made 35 jelly roll quilts as a charity outreach project. They would like to show us 10-15 of them, since we'll have just had our Jelly Roll Day.

We will not have a vendor this month because of the trash 'n' treasures sale.

**Saturday February 2:** Make a very easy Jelly Roll 1600 quilt from 1-5pm at the Mannheim Community Centre. Doors open at 12:30. If you want to see how fast you can sew it up, be ready to start sewing at 1:00 and you will be timed. Who knows... will you be the first one finished? "Racing" is completely optional however. Just come for an afternoon of sewing and you will be surprised how quickly you can make this quilt. You will need to bring 1 jelly roll (40 strips that are 2 1/2" x 40"-42"). There is no cost, but please register by signing up at the program committee table.

## February 1, 9-4pm - Mannheim Quilting Circle Mannheim Quilting Circle

"Stone Soup" is back. Bring a cup of washed, chopped vegetables and join us for lunch. A special reading of the book will warm your hearts. Bring a project to work on.

New members always welcome. Directions to Mannheim are in your handbook or on the website under "Community Outreach"

Your chefs, Fabia Joyce and Bernice Gammy

**Saturday March 23** and **Saturday April 13:** "Abstract Expressionist Quilts" workshop with Dwayne Wanner. This is a 2-day workshop, with time in between to do the homework. Held at the Mannheim Community Centre. Stay tuned for details.

## F.R.O.G.S. Reminder

For those who signed up in the fall, we hope you're "hopping" along with completing your unfinished projects, and not "croaking" on them. A few people have already shown theirs. To have a chance at winning the froggy bank with money, your F.R.O.G.S. project must be shown at or before May's show-and-tell. That's only 4 months away!

## SMILE QUILT COMMITTEE

We want to thank you for the wonderful smile quilts that have been handed in. Since September, 2012 Peggy has taken over 170 quilts to Grand River Hospital. This will certainly help with the total of 2015 quilts that the Executive would like to have by June, 2015 to help celebrate our 30<sup>th</sup> anniversary.

This is also a reminder that batting, either polyester or Hobbs 80/20, and flannel backing is available to make these quilts. All you have to do is place an order at the Smile Quilt table and you will have the order filled for the next meeting.

Our Smile Bee was very successful in November and we will be holding another one on April 27, 2013. There will be more about this in the March newsletter.

Again thanks to all that have participated – Joan, Peggy, Helene, Judy, Bev

## PRESIDENT'S DAY

A date has been set for our President's Day!! Your co-presidents, past president and vice presidents are extending an invitation for you to join us.

When: **Saturday, February 23rd**

Where: Stanley Park Community Church at the corner of Ottawa St. and Dreger Ave.

Time: 9:00 a.m. - 5:00 p.m.

What to bring: Lots of **Blue** and **Cream scraps**, neutral thread, and your sewing machine. I've been collecting from the scrap bin.

The room holds about 40 people working at sewing machines

We will have a **sign up sheet** at both the January and February meetings. Lunch will be provided.

If you are unable to come that day but have some scraps to donate we'd be happy for them. We still haven't nailed down a charity to donate our finished quilt to, but it is going to be a beautiful one for the recipient.

### Judy Pearce

We are still looking for a quilt top to use for a quilting bee at the Joseph Schneider Haus during the Quilt and Fibre Art Festival week (May 21st-May 24th). Please let me know if you have one that you'd like to have quilted.



**Flare Fabrics**  
BATIKS AND BOLD COTTONS

Canadian.online.batiks+bolds

Free shipping in Canada!

Starting at \$10.97/metre

**www.flarefabrics.ca**  
info@flarefabrics.ca  
1-888-973-5273

## QUILT SHOW 2013

We trust that your Christmas was a good one. Now that the new year has begun, we hope that you are busy making the quilts, garments and other things that you will be entering into the quilt show. Sleeve instructions for hanging your quilts will follow soon.

**Don't forget that the Show will be held on September 27 & 28, 2013 at RIM Park in the Forbes Hall.** If you have time and can participate, the setup will be on September 26.

**Remember to document the copyright of each entry, that is where you took the pattern from or inspiration for your creation.** It is very important. If you have not documented it on your entry we will be calling to ask for it.

Also if you intend to sell anything that is entered, please let the person who will be purchasing your wonderful work know that they may take it AFTER the Show. Since all of the entries are placed according to the entry form, numbered and catalogued in our Program

Book, as well as the CD, it is important that whatever is entered can be found at the Show. Every entry no matter how large or small is important to us and the presentation of the Waterloo County Quilters' Guild exhibition.

We are almost finished preparing the Raffle Tickets for sale, in March. The quilt is finished and almost ready for presentation at our meetings. We want to thank all of the people who worked on this project, especially Marilyn Farquhar, Marsha Clarke, a dedicated group of quilters who appliquéd the leaves, and Trudy Dey who quilted it. Of course thank you to everyone who contributed blocks for this lovely quilt. We hope that everyone will sell tickets when the time comes so our charity can benefit from our hard work.

Happy quilting.

**Marg Cassel, Colleen Robertson**  
Quilt Show Co-Chairs

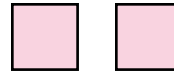
## Taking the Mystery Out of the Pinwheel or Propeller Block

For one block you need the following:

Three 2 ½" x 6 ½" rectangles of the background colour family. The fabric choices can be scrappy.



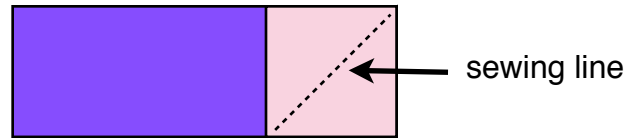
Two 2 ½" squares in the propeller (pinwheel) colour family



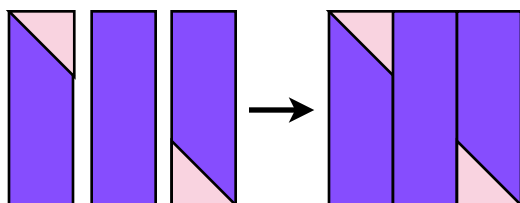
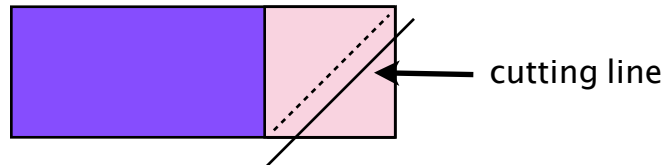
For each block you need two segments that will look like this:



To make these segments of the block place a 2 ½" square on a rectangle, right sides together and sew across the diagonal of the square as illustrated right. *Make sure that all segments are sewn in the same direction.*




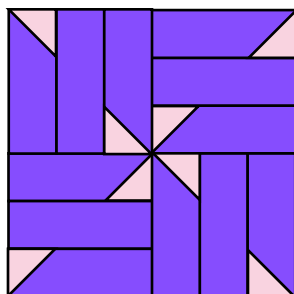
Next cut ¼" away from the seam line, leaving the seam allowance and discard the rest. Press completed segment.



Assemble two completed segments with a centre background rectangle as illustrated left.

The completed block, including seam allowances (raw edges), should measure 6 ½".

Sew four blocks together, rotating to form the completed pinwheel/propeller as shown below. Construct as many as you require for your quilt.






# Bali Fiber Tours

The tour-of-a-lifetime for fiber lovers

Join the former owner/designer of The Batik Butik,  
Barb Alexander, on an intimate textile experience  
in tropical Bali

**Tours in October 2013**

More information at  
[www.balifibertours.com](http://www.balifibertours.com)



**Batiks**  
**Coordinates**  
**Custom Machine Quilting**  
**Wide Backings**  
**Oriental**

**Full Moon Frenzy**  
Join us when the moon is full for one day only specials.  
Extended hours on weekday Frenzies.  
Visit our website or call the store for details of the next Frenzy!



**Monday to Friday, 10-5; Saturday 9-4**  
519/584 2130  
[www.creativesisters.ca](http://www.creativesisters.ca)  
[creativesisters@bellnet.ca](mailto:creativesisters@bellnet.ca)  
321 Lancaster Street West, Kitchener, Ontario N2H 4V4

# Get Your Bingo 'Card' ready for some fun at Mannheim

We are going to have some fun quilter's bingo games in May at Mannheim. And yes, there will be awesome prizes as usual.

Here is where the fun begins. You have to make your own 'Bingo Card' or Cards if you want to increase your chances of winning. The 'card' is made of 25 pieces of fabric. Just follow these easy instructions, make your 'card' and bring it to the May Mannheim quilting day.

## GAME CARD INSTRUCTIONS

**Materials for 1 (10½") card**  
 (Each fabric must be chosen from one of the following categories: batik, floral, geometric, heart, leaf, metallic, holiday, novelty, paisley, plaid, solid, star, stripe, or 1930s print. Use a black print for the center square.)

- 5 (2½") squares assorted yellow and orange prints
- 5 (2½") squares assorted red prints
- 5 (2½") squares assorted blue prints
- 5 (2½") squares assorted green prints
- 4 (2½") squares assorted pink and purple prints
- 1 (2½") square black print


**Block Assembly**

**1.** Referring to photos of blocks, join 5 yellow/orange print squares to make 1 row. In the same manner,

make 1 red, 1 blue, and 1 green row.

**2.** Join 2 pink/purple squares. Make 2 pink/purple pairs. Join one pink/purple pair to each side of black square to complete pink/purple row.

**3.** Join rows, placing pink/purple row in center, to complete 1 Bingo Game Card block.



Permission is granted by  
 Love of Quilting to copy these instructions.  
 Fons & Porter's Love of Quilting 2

September/October 2006

## Inching Our Way across Canada

Wow, January has been our best month! This is probably due to our Christmas gifts which we could not show in December, and our three quilters who showed their dozen of quilts. We sewed 21,946 inches in January, 13,887 inches in Nov., 13,333 inches in October and 9610 inches in September.

We have one more month to tally our inches before the end of the count. So get out those red and/or heart quilts along with the FROGs, the Smile quilts, Memory quilt, baby quilts for those new births, all those quilts for show entries, and any other finished ones. May this simple count help you finish the few UFOs in your cupboards and achieve what CQA wanted to when they threw out this challenge.

**Bonnie Murdoch**

*Fabrics & Quilts*




**Country Patchworks**  
Woodstock, Ontario

Ph. (519) 537-8753  
515533 11th Line  
R.R.#3 Woodstock, ON  
N4S 7V7

[www.countrypatchworks.ca](http://www.countrypatchworks.ca)

...Worth the Drive to the country!



**REICHARD'S**  
THE QUILTER'S STORE

4 Hachborn St,  
St Jacobs.  
519 664 3307  
Mon-Sat. 9.30-5pm  
Open Sunday 12-5 starting April  
Show your guild card for a 10% discount

*Fabric, Quilting Supplies,  
Ready & Custom Made Quilts*

3991 Perth Rd. 107, Box 223, Shakespeare, ON N0B 2P0



**HEATHER STOCK**  
519-625-8435  
e-mail:  
[heather@thequiltplace.ca](mailto:heather@thequiltplace.ca)



**De Olde Fabric Shoppe**



Over 2000 bolts of exquisite designer quilting fabrics to browse.

Large variety of kits, books, patterns and notions.

Register online for our Friday Freebie Offers

327 Erie St., Stratford, ON, N5A 2N1 519-273-5773  
[www.yeoldefabricshoppe.com](http://www.yeoldefabricshoppe.com) [yeoldefabricshoppe@rogers.com](mailto:yeoldefabricshoppe@rogers.com)

If you're looking for a reason to purge your linen closet, I'm looking for vintage "whitework" for use in a quilt project. "Whitework" is typically white embroidery on white fabric. It can be on either linen or cotton fabric from tablecloths, pillow cases or towels etc. in reasonable condition. Stains and holes are fine as they will be trimmed off.

These items can also contain fine drawn threadwork or small cutwork, which is fine, but not necessary, however, lace and Battenburg are not appropriate for this project. If you're looking for a good home, just let me know or bring them to the guild meeting.

Thanks so much.

**Marilyn Farquhar**



**Trudy's Quilting Service**  
Trudy Dey  
Edge to Edge & Custom  
Long Arm Machine Quilting  
Waterloo, ON.  
519-888-6278  
Email: [trudy.dey@happydeys.ca](mailto:trudy.dey@happydeys.ca)

**Happy  
Quilting...until we  
sew again!**